







<p>START</p> 	<p>What are the 5 senses?</p>	<p>Make a face like you just smelled a <i>skunk</i></p> 	<p>Find something ROUGH</p>	<p>Find a soft spot to lie down</p>	<p>look at the clouds... What shapes do you see?</p> 
<p>Make a face like you just tasted something Very hot!</p>	<h2>Knee High to Senses Fundana</h2> <p>Play as one big group or team</p> <p>DIRECTIONS:</p> <ol style="list-style-type: none"> Spread the bandana on the ground. Begin on the START square. Play the game as one big group and find or do what each square tells you to do. Use pebbles or twigs to mark the square as you complete them. Continue to move around from square to square until all the squares are filled. <p>The Winner is...</p> <p>EVERYONE! If you had fun and learned something new!</p> <p><small>© Fundana www.fundanabandanas.com</small></p> <p>IDEA:</p> <p>Put an object in a non-see through "feely" bag. Have a child put their hand into the bag and try to identify the object by touch alone. Try several different objects with different shapes, textures and sizes. The child also might prefer to explore by feeling outside of the bag.</p>				<p>Make a face like you just tasted something SWEET</p>
<p>Smell the soil... What do you smell?</p>					<p>Scratch and  sniff a leaf</p>
<p>Listen to water...</p>					<p>find something smooth</p>
<p>Stop and listen... How many sounds do you hear?</p>	<p>Smell a  flower</p>	<p>Make a face like you just tasted something sour </p>	<p>Listen for birds. Can you see them?</p>	<p>Find something yellow in nature</p>	<p>Smell different trees... Which one do you like the best?</p> 